

STOP TYPES


Alternative 2



Alternative 4



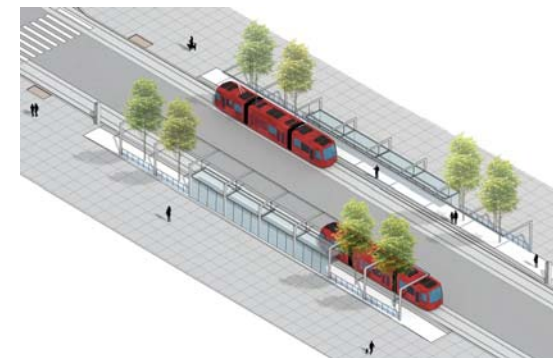
MC - Median Center Stop




MS - Median Side Stop



CS - Curbside



CE - Curb Extension



Block Layout

MC - Median Center Stop



MS - Median Side Stop

